



GUSTON CHURCH OF ENGLAND PRIMARY SCHOOL

2013/4 Pupil Premium Expenditure

Pupil Premium Funding

FSM:	£ 8,100
Service Children:	<u>£25,500</u>
TOTAL:	<u>£33,600</u>

The pupil premium is specific, additional funding provided to support the education of pupils known to be eligible for free school meals, pupils who have been eligible for free school meals at any point in the last 6 years (known as the Ever6 free school meal measure), and children who have been looked after continuously for a period of 6 months. From April 2014, eligibility for pupil premium funding extends to looked-after children who have been looked after for one day or more and children who were adopted from care or left care under a Special Guardianship Order or a Residence Order.

Pupil Premium funding also supports the needs of Service Pupils who may be disadvantaged emotionally and academically by frequent school moves and separation from loved ones because of training or active deployment.

We have used our funding in a wide range of ways to support our pupils.

Provision	Cost
Support Teacher to ensure support for transition for pupils who both come into and leave school during the year. This enables children to have a learning focus as part of a small group as and when needed.	£19,064
Read, Write, Inc! - support materials	£1,237
Small classes to ensure emotional well-being of pupils is maintained with the advantage of being able to be flexible with numbers to ensure we can meet the needs of service children's mobility.	£21,588
Teaching Assistants with all classes to ensure additional needs are met – emotional and academic.	£12,203

Impact of Spending:




Service Children's academic attainment and progress (Term 4 data):

Year	Number of Service Children in Cohort	T4 APS Expectation	T4 APS Progress Expectation	Reading		Writing		Maths	
				APS	APS Progress	APS	APS Progress	APS	APS Progress
1	14	5-7	4	9.00	4.22	9.22	4.67	9.00	4.67
2	14	13-15	10	15.57	11.65	14.57	10.65	15.29	10.90
3	4	17-19	2	18.00	3.50	17.50	3.00	17.00	2.00
4	13	19-21	6	22.33	6.33	21.00	6.00	21.33	5.33
5	13	23-25	10	24.38	8.31	22.85	8.46	24.38	8.62
6	12	25-27	13	30.00	15.00	28.33	13.33	30.00	14.67

Children who are (or have been within last 6 years) eligible for **Free School Meals** academic attainment and progress (Term 4 data):

Year	Number of FSM in cohort	T4 APS Expectation	T4 APS Progress Expectation	Reading		Writing		Maths	
				APS	APS Progress	APS	APS Progress	APS	APS Progress
1	1	5-7	4	7	4	7	4	7	4
2	1	13-15	10	17	8	17	10	17	10
3	1	17-19	2	19	2	17	4	15	2
4	3	19-21	6	21.5	6.5	19	5	21	5.5
5	2	23-25	10	25	8	22	8	21	6
6	1	25-27	13	31	12	33	14	29	12

Key:

	Exceeding Expectations
	Achieving Expectations
	Below Expectations

Emotional well being

We are currently carrying out a survey of parents and children to understand perceptions of our school. Included in the questionnaire are questions about settling into school and support offered by the school for both children and parents. The results of these will be shared with Governors and then form the basis of an action plan to improve areas in need of development. We are hoping to use some of the positives from the survey on our website as quotes.